

# Digital Cookie®

## Troop Booth Pickup Orders

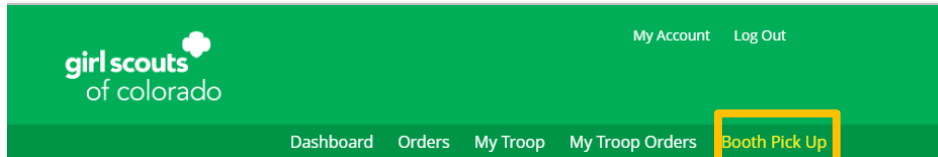
The ability for customers to purchase from your troop can happen at a booth, or virtually using Digital Cookie. One great feature your troop can offer customers is the option to pre-pay for an order for pickup at a cookie booth your troop has scheduled. Let customers know that if they choose that option, you are sure to have the cookies they want and it speeds up their cookie buying process-no waiting outside in the cold and rain to make an order.

To activate that for your troop customers, there are just a few steps to set up that option using the cookie booths you have signed up for in eBudde.

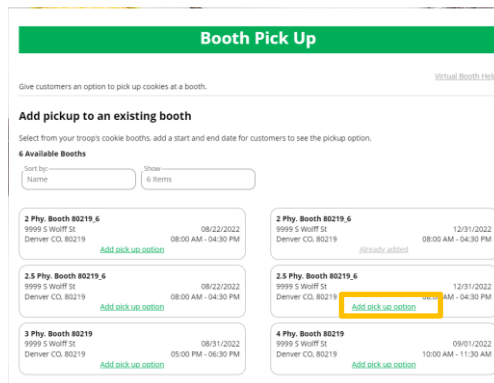
[Setup](#)  
[Customer View](#)  
[Orders](#)

## Setup

**Step 1:** Start by navigating to the “Booth Pick Up” tab on your troop dashboard.

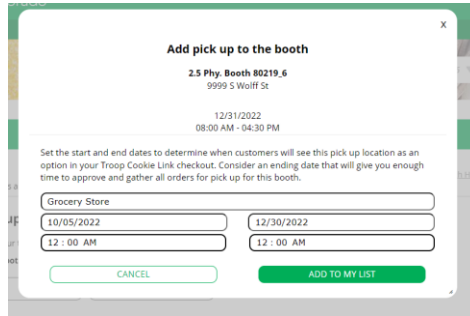


Start by selecting an existing cookie booth from your list by clicking on “Add Pick-Up Option”



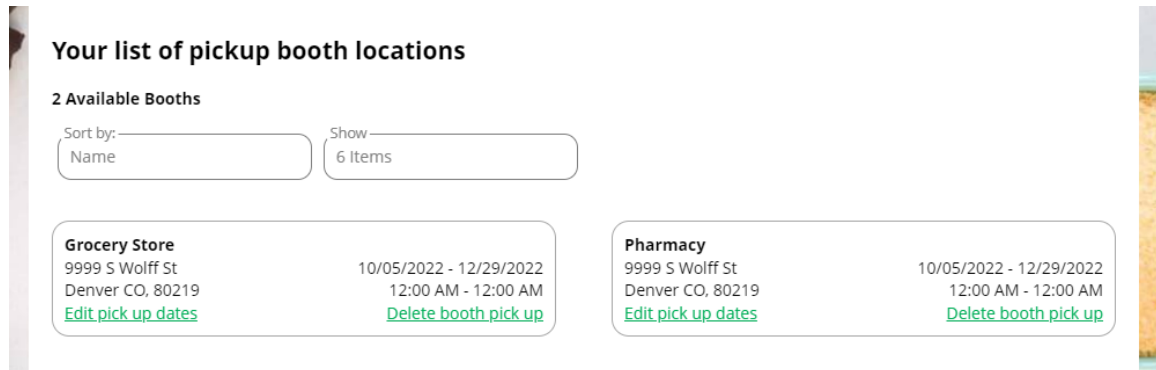
# Digital Cookie<sup>®</sup>

**Step 2:** Once you have selected a booth to add a pickup option for customers to, you will need to enter a few details about when the customer will see that pickup location as an option.



**NOTE!** Consider ending that option 12- 24 hours before the booth sale will begin so you have time to review and approve all orders. If you have concerns about inventory for pickup orders, consider ending the option even earlier so you can secure the necessary product for the orders.

**Step 3:** If you need to edit or delete your pickup locations, you can view your list of pickup locations and edit or delete them.



**Important!** If you cancel a booth in eBudde, you must delete the booth from here so customers can no longer select it as a pick-up option. Check your orders tab for any orders that were scheduled to be picked up and make alternate arrangements or cancel and refund them




## Customer View

When the customer gets your troop link and wishes to make a pickup order, here is what it will look like for them.

**Step 1:** They select “I’ll pick up the cookies” as an option at checkout

# Digital Cookie®

**CHOOSE YOUR DELIVERY METHOD**  
 Delivery methods cannot be combined.

- Ship the cookies  
 \* 4 package minimum. [See details](#) 
- Have Girl Scout Troop12359 deliver the cookies  
 \* Have your order delivered for free. [See details](#) 
- I'll pick up the cookies  
 \* Select a local place, date and time to pickup your order. [See details](#)  
 \* This method might be affected by COVID-19 restrictions. 

**Step 2:** They will be asked for a zip code and see your booths with pick up options closest to that zip code. They will select with booth location and date/time they want to pick up those cookies.

**Pick Up Your Order** ✕

Find a location where this troop will have your order ready to pickup on the date and time indicated.

ZIP Code:  Sort By:

**SEARCH**

<p><b>Test Booth 1</b>                  440 Wadsworth                  Lakewood, CO 80226                  1.37 Miles</p> <p><input type="radio"/> Monday, November 15                  1:00:00 AM - 1:00:00 AM</p>	<p><b>Test Booth 1</b>                  7455 W Colfax                  lakewood, co 80214                  2.06 Miles</p> <p><input type="radio"/> Saturday, November 6                  2:00:00 AM - 2:00:00 AM</p>
---	--

**Step 3:** The checkout screen will automatically populate the address as the pickup location.

# Digital Cookie®

Order Checkout

**PICK UP INFORMATION**

First Name  Last Name

CO (or Company Name) (optional)  
Test Booth 1

Address 1  
7455 W Colfax

Address 2 (optional)

City: Lakewood State: Colorado Zip Code: 80214

Phone Number

Billing Email  (in case we need to reach you)

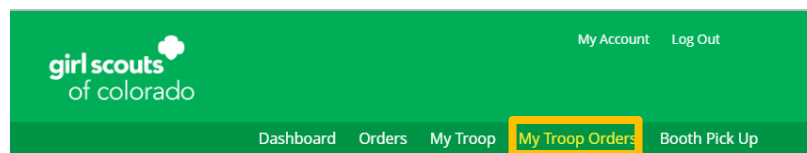
**CONTINUE**

Customers will receive an email letting them know their order needs to be approved and letting them know if it was approved or not after you review it. If it was approved, it will also remind them of when/where they are picking up their cookies.

## ORDERS

As customers order cookies to be picked up at your cookie booth, those orders will need to be reviewed and approved within 5 days of the order being placed.

**Step 1:** To review the orders navigate to your “My Troop Orders”



**Step 2:** Scroll down until you see the Pickup orders section, below the delivery section.

# Digital Cookie®

## Digital Cookie Orders to Pickup

### Running a Good Business

Keep track of what's been ordered, when it's approved, and when it's delivered.

### 5 Orders to approve for Pickup

Click on a name to see all the details about the order. Then "Approve" or "Decline" the order.

Select all in view
 [Approve Order](#)
[Decline Order](#)
[Show 5 Items](#)

Order #	Cookie Pkgs	Paid by	Deliver to	Delivery Address	Order Date	Days left to Approve
<input checked="" type="checkbox"/> 05119495	6	Jasmine garcia	Jasmine garcia	Chautauqua Mall, Lakewood, NY	10/15/2021	5

### 4 Orders to Pickup

Click on a name to mark when the cookies were pickedup.

Select all
 [Order Pickedup](#)
[Export Orders](#)
[Show 5 Items](#)

Order #	Cookie Pkgs	Deliver to	Delivery Address	Order Date	Initial Order
<input type="checkbox"/> 05119495	6	Jasmine garcia	Chautauqua Mall, Lakewood, NY	10/15/2021	
<input type="checkbox"/> 05119045	8	Leslie Thomas	Chautauqua Mall, Lakewood, NY	10/7/2021	

You can check the box in front of the customer order to approve or decline it. If you approve it, it will move into the “orders to pickup” section.

In the orders to pickup you can click on any of the column headers to sort the orders. You can also check the boxes in front of the orders to select some or all of the orders to export to get a list of orders to prepare for your booth sale,

When the customer has picked up their order, be sure to mark the order as “Order Picked Up” so that it will clear out of your list of orders that need attention.